






Year Group:	Year 4	Teachers:	Miss Mills-Baines Miss Long
Week Commencing:	27/04/20		

 Click to watch the video.	 Click to listen to an audio clip.	 Click to access a document, template or example.	 Click to link to a webpage.	 Click to open a login page.
--	---	--	--	---

Reading and Writing		Grammar, Punctuation and Spelling/Phonics	
<p style="text-align: center;">Partly Cloudy</p> <p style="text-align: center;"><i>Watch the short for 'Partly cloudy'. Discuss with a family member how the characters feel and why at different stages in the short.</i></p> <p style="text-align: center;">Partly Cloudy- Writing activity</p> <p style="text-align: center;">Write a thought bubble for the stork and the cloud at 3 different stages in the video. How are they different? Why?</p>		<p style="text-align: center;">Spelling App Activities</p> <p style="text-align: center;">Login to see the activities set by your teacher.</p> <p style="text-align: center;">Grammar and Punctuation</p> <p style="text-align: center;"><i>Recap on apostrophes for contraction. Use the link to recap on your knowledge of apostrophes and complete the activities.</i></p>	
Mathematics Times Tables / Number work		Science	
<p style="text-align: center;">Mathletics Activities</p> <p style="text-align: center;">Login to see the activities set by your teacher.</p> <p style="text-align: center;">Times Tables Game</p> <p style="text-align: center;">Practice your times tables playing 'Daily Ten' (Level 4, multiplication).</p>		<p style="text-align: center;">The digestive system</p> <p style="text-align: center;"><i>Watch the video explaining the different parts of the digestive system.</i></p> <p style="text-align: center;"><i>Tape together pieces of paper and get a family member to draw around your body. Draw and label parts of the digestive system to your drawing. (If you don't have enough paper why not try the interactive link)</i></p>	
PE		Topic: History/Geography/ RE / Music / Art / DT	
<p style="text-align: center;">PE with Joe Wicks.</p> <p style="text-align: center;">Take part in 30 mins of PE with Joe Wicks every weekday at 9am.</p> <p style="text-align: center;">Dance with Oti Mabuse</p> <p style="text-align: center;">Learn a new dance based on a children's film with Oti Mabuse each day at 11:30am</p>		<p style="text-align: center;">Geography</p> <p style="text-align: center;">We would like you to recreate your own song with actions to explain the water cycle and how that has an impact on our rivers – don't forget to include key vocabulary e.g. evaporation, condensation, precipitation and water vapour. Watch the video to get some inspiration.</p> <p style="text-align: center;">RE</p> <p style="text-align: center;">Discuss the idea of forgiveness – do you think it is possible for us to forgive people who have done something wrong to us? Jesus was able to forgive Judas for betraying him through prayer, how can we forgive others?</p>	
PSHE / Citizenship / Spanish		Computing / Online Safety	
<p style="text-align: center;">PSHE</p> <p style="text-align: center;">Keep a water diary – Do you know how much water you use on a daily basis? Work through the United Utilities booklet and find out ways you can reduce your water waste.</p>		<p style="text-align: center;">Personal information</p> <p style="text-align: center;"><i>Watch the video clip.</i></p> <p style="text-align: center;">Create 2 T-shirt designs, one that must feature public online profile information and the second that must feature personal or private information. Explore and discuss how you would feel wearing each of the designs in a range of locations and scenarios, including at home, at school, in town, at the park.</p>	
Family Activity		Wellbeing Task	
<p style="text-align: center;">Reminisce</p> <p style="text-align: center;">Bring the family together and gather your favourite memories from old photograph albums or things you have collected over the years. Create a scrapbook to bring all these memories together, all you need is paper and glue – get sticking! (Recycling old materials can prove more fun than buying materials)</p>		<p style="text-align: center;">I am an amazing person</p> <p style="text-align: center;">Follow the website and watch the video, complete the task on "I am an amazing person."</p> <p style="text-align: center;">Chat</p> <p style="text-align: center;">Ask your family to help you chat with a friend/neighbour, you could write them a letter or video chat with them.</p>	

Year Group:	Year 4	Teachers:	Miss Long Miss Mills-Baines
Week Commencing:	27/04/20		

If you have any difficulty accessing the links in the Home Learning Planners, please use the table below to copy and paste the text based link into your web browser.

Area of Learning / Subject	Weblinks from page 1 in text
Reading and Writing	https://www.literacyshed.com/partly-cloudy.html
Grammar, Punctuation and Spelling / Phonics	https://login.mathletics.com/ https://www.bbc.co.uk/bitesize/topics/zvwwxnb/articles/zcyv4qt
Mathematics Times tables/Number work	https://www.topmarks.co.uk/maths-games/daily10 https://login.mathletics.com/
Science	https://www.bbc.co.uk/bitesize/clips/z7vygk7 https://www.ecosystemforkids.com/Label-parts-of-the-digestive-system-diagram.html
PE	https://www.youtube.com/channel/UCAxW1XT0iEJo0TYIRfn6rYQ https://www.youtube.com/user/mosetsanagape/videos
Topic: History / Geography/ Music / Art / DT	https://www.youtube.com/watch?v=TWb4KIM2vts https://www.bbc.co.uk/bitesize/clips/zwb9jxs
PSHE / Citizenship / Spanish	https://www.unitedutilities.com/globalassets/documents/pdf/uu-education-booklet-spreads.pdf
Computing / Online Safety	https://www.youtube.com/watch?v=MjPpG2e71Ec
Family Activity	https://www.youtube.com/watch?v=zsZStW6bl4s https://www.google.com/search?q=family+scrapbook&tbm=isch&client=safari&hl=en&ved=2ahUKEwie6Z7Xn_zoAhUY04UKHfMkB2QQBXoECAEQOg&biw=1264&bih=734
Wellbeing Task	https://www.bbc.co.uk/bitesize/articles/z773bdm