






Year Group:	Year 6	Teachers:	Miss Foy Mrs Taylor
Week Commencing:	20/04/20		

 Click to watch the video.	 Click to listen to an audio clip.	 Click to access a document, template or example.	 Click to link to a webpage.	 Click to open a login page.
--	---	--	--	---

<p align="center">Reading and Writing</p> <p align="center">Starfell - Listen and discuss</p> <p>Listen to the audio extract of Starfell.</p> <p>Talk to someone at home about how useful Willow's super power is. If you could choose just one super power, what would it be? How would you use it to help others?</p> <p align="center">Starfell – Writing Activity</p> <p>Imagine you are present during the cup of tea that Willow shares with Morag Vaine. Why has the most powerful witch in Starfell come to visit Willow? Write down the dialogue between the two characters, explaining Morag's visit. Use the video link to remind yourself about speech punctuation and you could include an example of reported speech as a challenge.</p>		<p align="center">Grammar, Punctuation and Spelling/Phonics</p> <p align="center">Spelling App Activities</p> <p>Login to see the activities set by your teacher.</p> <p align="center">Grammar and Punctuation</p> <p>Login to spag.com see the activities by your teacher.</p> <p align="center">Use the videos to help.</p>	
<p align="center">Mathematics</p> <p align="center">Times Tables / Number work</p> <p align="center">Mathletics Activities</p> <p>Login to see the activities set by your teacher.</p> <p align="center">Times Tables Game</p> <p>Practice your times tables playing 'Hit the Button'.</p>		<p align="center">Science</p> <p align="center">Learning about Camouflage</p> <p>Create 10 of your own paper butterflies using paper, coloured pens/pencils or recycled materials. Think about how to make them appear camouflaged in the room. Place them on display around the room and challenge someone at home to find as many as they can in 15 seconds. The better your camouflaging techniques, the less they will find!</p>	
		<p align="center">PE</p> <p align="center">PE with Joe Wicks.</p> <p>Take part in 30 mins of PE with Joe Wicks every weekday at 9am.</p> <p align="center">Dance with Oti Mabuse</p> <p>Learn a new dance based on a children's film with Oti Mabuse each day at 11:30am</p>	
<p align="center">Topic: History/Geography/ RE / Music / Art / DT</p> <p align="center">Become an engineer for the day!</p> <p>Research different bridge designs. Use your research to help plan and create your own structure which can hold a chocolate bar or similar off the floor for 30 seconds. Try to use recycled materials from around the home. Try creating it without sticky tape or glue!</p> <p align="center">Rainforests</p> <p>Watch the video about rainforests. Then use the information in the webpage link to learn more about rainforest canopy layers. Try making your own model of the rainforest canopy layers and animals from the weblink using an old cardboard box.</p>		<p align="center">PSHE / Citizenship / Spanish</p> <p align="center">Spanish – Revisiting places</p> <p>Follow the tutorial and then have a go at the online activities.</p>	
<p align="center">Computing / Online Safety</p> <p align="center">Talking Safely Online</p> <p>Watch the Internet safety: Caught in the Web - a Newsround Special.</p> <p>Talk to a trusted adult about what you have learnt.</p> <p>You could even create some family rules for talking safely online.</p>		<p align="center">Family Learning Activity</p> <p align="center">Boredom Jar</p> <p>Make a boredom jar. Talk about what your favourite indoor activities are and use them to make a lucky dip or boredom jar. Write ideas down on strips of paper and keep them in a container at home. Take turns to select an activity from the jar at random. Activities could include crafting, making playdough, dressing up, baking or cooking, watching a favourite film or board game.</p>	
		<p align="center">Wellbeing Task</p> <p align="center">Family Quiz</p> <p>Organise a family quiz via video call with friends and family.</p> <p align="center">Share a smile</p> <p>Create a poster that would cheer someone up as they take their daily exercise past your home. With permission of an adult at home, display your poster in the window.</p>	

If you have any difficulty accessing the links in the above page, please use the table below to copy and paste the text based link into your web browser.

Area of Learning / Subject	Weblinks from page 1 in text
Reading and Writing	https://soundcloud.com/harpercollinspublishers/starfell-willow-moss-and-the https://www.bbc.co.uk/bitesize/clips/zvftsbk
Grammar, punctuation and Spelling / Phonics	https://login.readiwriter.com/ https://www.spag.com/ http://grammar.lgfl.org.uk
Mathematics Times tables/Number work	https://login.mathletics.com https://www.topmarks.co.uk/maths-games/hit-the-button
Science	https://www.bbc.co.uk/programmes/p01181qq
PE	https://www.youtube.com/channel/UCAxW1XT0iEJo0TYIRfn6rYQ https://www.youtube.com/user/mosetsanagape/videos
Topic: History / Geography/ Music / Art / DT	http://ihms.mb.ca/grade-seven-tropical-rain-forests/ https://video.nationalgeographic.com/video/environment/101-videos/00000169-a75c-dfeb-abe9-ff5d62f80000 https://animalcorner.org/rainforests/canopy-layers/
PSHE / Citizenship / Spanish	https://www.spanish-games.net/spanishlessons?topic=Place%20-%20where%20I%20live&level=primary
Computing / Online Safety	https://www.bbc.co.uk/newsround/13908828
Family Activity	N/a
Wellbeing Task	N/a