















Year Group:	Year 1	Teachers:	Miss Craig Miss Qershori
Week Commencing:	11.05.20		

 Click to watch the video.	 Click to listen to an audio clip.	 Click to access a document, template or example.	 Click to link to a webpage.	 Click to open a login page.
---	--	---	---	--

Reading and Writing		Grammar, Punctuation and Spelling/Phonics	
<p>Reading: Please click on the link to access the Oxford Owl website. In order to access the book we are reading this week, please register for a free account. Please follow the link to log into the Oxford Owl website. Please read 'No Way!'. After reading the book, please discuss the questions and activities on pages 13-15 with your child. Make sure they are looking back at the book to find the evidence, rather than guessing the answer.</p> <p>Writing: Jay does not like doing the activities that Ted has planned for them. Can you imagine the types of activities that a cat would enjoy doing? Can you write a story about a perfect day for a cat? Remember to use capital letters, full stops and adjectives.</p>		<p>Spelling App Activities Login to see the activities set by your teacher.</p> <p>Grammar and Punctuation: Exclamation Marks Please follow the link for a lesson on when to use exclamation marks. You will find some videos and activities for your child to complete.</p> <p>Phonics: Please follow the link which will take you to a YouTube channel which is hosting daily phonics lessons. Year 1 lessons are at 10.30am, with an additional lesson at 11am focusing on blending for children who need a little more support. These videos will be available for you to catch up with later at a time that suits you.</p>	
Mathematics		Science	
Times Tables / Number work		PE	
<p>Mathletics Activities Login to see the activities set by your teacher.</p> <p>Number Activity: Counting in 5s Please follow the link for a maths lesson on counting in 5s. Please watch the videos and complete the activities on the page. If you do not have a printer, you can write the activities on a piece of paper instead.</p> <p>NumBots Practise your number work on the NumBots App or web browser version. Use the login details emailed to you via ParentMail.</p>		<p>Plants: What are the parts of a plant? Please follow the link to find a video and quiz about the different parts of a plant. Once your child has finished the quiz, they can do the extra activity in the second link about the parts of a plant. If you do not have a printer, you can discuss or draw the plant.</p> <p>PE with Beth Tweddle. Take part in Week 1's 'Teamwork' themed PE pack from gymnastics provider, Beth Tweddle Gymnastics. The document is attached to our Home Learning Page.</p> <p>Dance with Oti Mabuse Learn a new dance based on a children's film with Oti Mabuse each day at 11:30am</p>	
Topic: History/Geography/ RE / Music / Art / DT		PSHE	
<p>Design Technology: Let's make our own plants! Using some cardboard, or other materials you have in the house, design, cut and colour your own plant. You can even use your science knowledge and label the different parts of the plant! Follow the link for an example.</p> <p>Music: Please use the 'Year 1 Musical Instruments Activity 1' worksheet to discuss the names of instruments with your child. After they are confident with the names, they can then play the quiz named 'Year 1 Musical Instruments Activity 2'. See Year 1 Musical Instruments Activity 1 and Activity 2 document on the Y1 learning at home page wc 11.05.20.</p>		<p>PSHE: Gratitude Hand Please help your child to trace around their hand. Then discuss with your child what it means to be grateful/thankful. Ask your child to write one thing that they are grateful for in each of the finger/thumb spaces. After they have finished, they can colour this in if they wish.</p>	
Computing / Online Safety		Family Activity	
<p>Computing: Story Sequencing Please follow the links to find instructions and supporting materials for a game which will teach your child about algorithms.</p>		<p>Scavenger Hunt: In your back garden, or on your daily walk, try to see if you can spot all of these things. You can make it a competition by seeing who can spot them all first!</p>	
<p style="text-align: center;"> </p>		<p style="text-align: center;"></p>	
Wellbeing Task		Wellbeing Task	
<p>Yoga: Please follow the link to find a yoga video.</p> <p>Dancing: Listen to your favourite song and dance around the room!</p>		<p style="text-align: center;"></p>	

Further Daily English and Maths Lessons

Daily English Lessons	Follow the daily English lessons for your year group at Oak National Academy's Online Classroom. www.thenational.academy/online-classroom Click on subject, then select the year group and topic. An overview of what is being taught can be found at: https://docs.google.com/spreadsheets/d/e/2PACX-1vTWwVJb_hOyPFhhr8wtm_jLcYpmRgUVqKF1M7hgO4Yke85cOCh6H3jROOk8OLzCjyr1v1776XeakAXi/pubhtml	 
Daily Maths Lessons	Follow the daily Maths lessons for your year group at Oak National Academy's Online Classroom. www.thenational.academy/online-classroom Click on subject, then select the year group and topic. An overview of what is being taught can be found at: https://docs.google.com/spreadsheets/d/e/2PACX-1vTWwVJb_hOyPFhhr8wtm_jLcYpmRgUVqKF1M7hgO4Yke85cOCh6H3jROOk8OLzCjyr1v1776XeakAXi/pubhtml	 
Additional resources recommended by gov.uk	Additional learning at home resources can be accessed at: https://www.gov.uk/government/publications/coronavirus-covid-19-online-education-resources/coronavirus-covid-19-list-of-online-education-resources-for-home-education#english The websites listed on this page have been identified by some of the country's leading educational experts and offer a wide range of support and resources for pupils of all ages.	

If you have any difficulty accessing the links in the above page, please use the table below to copy and paste the text based link into your web browser.

Area of Learning / Subject	Weblinks from page 1 in text
Reading and Writing	Oxford Owl Homepage: https://home.oxfordowl.co.uk/ Reading Book: https://www.oxfordowl.co.uk/api/interactives/29266.html www.thenational.academy/online-classroom
Grammar, punctuation and Spelling / Phonics	Spellings: https://login.readiwriter.com/ Grammar: https://www.bbc.co.uk/bitesize/topics/z8x6ci6/articles/z3dcm5g Phonics: https://www.youtube.com/channel/UCP_FbjYUP_UtldV2K_-niWw
Mathematics Times tables/Number work	Mathletics: https://login.mathletics.com/ Number Work: https://www.bbc.co.uk/bitesize/articles/zhfjqp3 NumBots: https://play.numbots.com/#/account/search-school www.thenational.academy/online-classroom
Science	Video: https://www.bbc.co.uk/bitesize/topics/zpxnyrd/articles/z3wpsbk Worksheet: https://www.google.com/search?q=year+1+parts+of+a+plant&tbm=isch&ved=2ahUKewj4jbSd8ZnpAhVHpBoKHW-IC_YQ2-cCeqQIABAA&og=year+1+parts+of+&gs_lcp=CgNpbWcQARgAMqIIADICCAAYBAqAEBgYBAqAEBG6BggAEAgQHICJ3Q1Y3-YNYOruDWgAcAB4AIABswGIAb4HkgEDNS40mAEAoAEBqgELZ3dzLXdpei1pbWc&scient=img&ei=8t6vXvjMM8fIau_KrrAP&bih=657&biw=1366#imgrc=UwW84b_wDmZfcm
PE	Oti Mabuse: https://www.youtube.com/user/mosetsanagape/videos
Topic: History / Geography/ Music / Art / DT / RE	Design Technology: https://www.google.com/search?q=cardboard+flowers+for+kids&tbm=isch&ved=2ahUKewiF3Pnh8pnpAhUNShoKHZQiDwoQ2-cCeqQIABAA&og=cardboard+flower&gs_lcp=CgNpbWcQARgDMqIIADICCAAYAggAMqIIADICCAAYAggAMqIIADoECAAOQ1DrDFjGIGDRL2gAcAB4AIABzwGIAfGfKqEFNS4xLjGYAQcAQGqAQotnd3Mtd2I6LWltZw&scient=img&ei=j-CvXsXYAY2UaZTFvFA&bih=657&biw=1366#imgrc=M9h--b-IXX_a1M
PSHE	N/A
Computing / Online Safety	Instructions: https://www.barefootcomputing.org/docs/default-source/at-home/story_sequencing_activity.pdf?sfvrsn=94d91ea_2 Supporting Materials: https://www.barefootcomputing.org/docs/default-source/at-home/story_sequencing_supporting_worksheets.pdf?sfvrsn=1b4191ea_0
Family Activity	https://www.pinterest.co.uk/pin/579205202061588227/
Wellbeing Task	Yoga: https://www.youtube.com/watch?v=YKmRB2Z3g2s

