
























Year Group:	Year 2	Teachers:	Miss Gibson/Mr Bulmer
Week Commencing:	04/05/20		

 Click to watch the video.	 Click to listen to an audio clip.	 Click to access a document, template or example.	 Click to link to a webpage.	 Click to open a login page.
--	---	--	--	---






Reading and Writing		Grammar, Punctuation and Spelling/Phonics	
<p>Reading Watch the video of the book 'The Day the Crayons Quit' by Drew Daywalt using the link and then answer these questions: - How had Duncan used the crayons? - How does this make the crayons feel? - What do the crayons want Duncan to do? - How do the crayons try to persuade Duncan to use the crayon differently? After discussing the questions above, please complete the comprehension activity. See TDTCQ document on the Y2 learning at home page WC 04.05.20</p> <p>Writing Write a letter back to one of the crayons in character as Duncan. Your letter should apologise for mistreating the crayon and outline what you are going to change to make life better for the crayon in future. Try to include examples from the book and remember to use correct punctuation. Try to include the following in your letter: Adjectives, conjunctions, paragraphs and ambitious vocabulary.</p>		<p>Spelling App Activities Login to see the activities set by your teacher. </p> <p>Grammar and Punctuation Go to the following link and complete the Stage 2 Check 2 worksheet. </p> <p>Phonics Use the link to access phonics lessons from RWI. Please focus on the Set 2 phonemes. </p> <p>Use the link to the list of Y2 common exception words. Focus on a few words a day. Take time to read and write each one, ensuring your child understands the meaning of the word and can write it in a sentence. You could play a game with the words you choose e.g. "which word means..." </p>	

Mathematics Times Tables/ Number Work	Science	PE
<p>Mathletics Activities Login to see the activities set by your teacher. </p> <p>Times Tables /Number Activity Use the link to complete the money activity. </p> <p>TT Rockstars Practice your times tables on the TT Rockstars app/ web browser version. </p> <p>Numbots Practice addition and subtraction. </p>	<p>What do plants need to grow? As part of our new topic, please work through this lesson from BBC Bitesize about what a plant needs to grow. There is a short video and some activities plus a quiz to check your knowledge and understanding at the end. </p>	<p>PE with Joe Wicks. Take part in 30 mins of PE with Joe Wicks every weekday at 9am. </p> <p>Dance with Oti Mabuse Learn a new dance based on a children's film with Oti Mabuse each day at 11:30am </p>

Topic: History/Geography/ RE / Music / Art / DT		PSHE / Citizenship / Spanish
<p>RE – Judaism – How special is the relationship Jews have with God? What is an agreement? Think about agreements you have with the people who look after you, what do you expect of one another or promise one another? Make a written agreement together to document your promises to one another. Watch the video clip and then answer the following questions. What is the promise being made in this story? Why is this story important to Jews? What does this story tell us about the relationship between Jews and God?</p> <p>Geography – What a wonderful world. When would we use the words wonder or wonderful? Think of somewhere in the world that makes you say "wow!" What is it about that place that makes you say that? Draw a picture of that place and add labels to explain why you think it is wonderful. The song linked here might help to prompt your thinking. </p>		<p>PSHE Following on from last week's work, go through these lessons on BBC Bitesize about managing emotions. Discuss with your child. </p>

Computing / Online Safety	Family Activity	Wellbeing Task
<p>Exploring algorithms – Human robots </p> <p>Use the attached resources to practice creating algorithms. </p>	<p>Outdoor scavenger hunt Use the link to find a list of things to hunt for in your garden or while out for a walk. </p>	<p>Notice 5 things - Sit outside or open the window. Talk to someone in your family about all the things you notice. You might want to make a poster to document everything you notice. Use the link to help you understand the practice of mindfulness further. </p> <p>Say thank you – Use spare card or craft materials to make a thank you card for someone who looks after you.</p>

Further Daily English and Maths Lessons

Daily English Lessons	<p>Follow the daily English lessons for your year group at Oak National Academy's Online Classroom. www.thenational.academy/online-classroom</p> <p>Click on subject, then select the year group and topic.</p> <p>An overview of what is being taught can be found at: https://docs.google.com/spreadsheets/d/e/2PACX-1vTWwVJb_hQyPFhhr8wtm_jLcYpmRgUVqKF1M7hqO4Yke85cQCh6H3jRQOk8OLzCiyrlv1776XeakAXj/pubhtml</p>	 
Daily Maths Lessons	<p>Follow the daily Maths lessons for your year group at Oak National Academy's Online Classroom. www.thenational.academy/online-classroom</p> <p>Click on subject, then select the year group and topic.</p> <p>An overview of what is being taught can be found at: https://docs.google.com/spreadsheets/d/e/2PACX-1vTWwVJb_hQyPFhhr8wtm_jLcYpmRgUVqKF1M7hqO4Yke85cQCh6H3jRQOk8OLzCiyrlv1776XeakAXj/pubhtml</p>	 
Additional resources recommended by gov.uk	<p>Additional learning at home resources can be accessed at: https://www.gov.uk/government/publications/coronavirus-covid-19-online-education-resources/coronavirus-covid-19-list-of-online-education-resources-for-home-education#english</p> <p>The websites listed on this page have been identified by some of the country's leading educational experts and offer a wide range of support and resources for pupils of all ages.</p>	

If you have any difficulty accessing the links in the above page, please use the table below to copy and paste the text based link into your web browser.

Area of Learning / Subject	Weblinks from page 1 in text
Reading and Writing	<p>https://www.youtube.com/watch?v=Hrd-Wdxbg-Q</p> <p>www.thenational.academy/online-classroom</p>
Grammar, punctuation and Spelling / Phonics	<p>Grammar activity - https://primarysite-prod-sorted.s3.amazonaws.com/irk-valley-community-school/UploadedDocument/93e67711fa5542edb214ec5e5b8d688a/stage-2-check-2.pdf</p> <p>Phonics - https://www.youtube.com/channel/UCo7fbLgY2oA_cFClg9GdxtQ</p> <p>Common exception words - https://www.oultonprimary.co.uk/wp-content/uploads/2020/03/Year-2-common-exception-words.pdf</p>
Mathematics Times tables/Number work	<p>https://natwest.mymoneysense.com/students/students-5-8/coin-cruncher/</p> <p>https://play.trockstars.com/auth/school/student</p> <p>https://play.numbots.com/?#/account/school-login/84946</p> <p>www.thenational.academy/online-classroom</p>
Science	<p>https://www.bbc.co.uk/bitesize/topics/zpxnyrd/articles/zxxsyrd</p>
PE	<p>PE with Joe Wicks - https://www.youtube.com/channel/UCAxW1XT0iEJo0TYIRfn6rYQ</p> <p>Dance with Oti Mabuse - https://www.youtube.com/user/mosetsanagape/videos</p>
Topic: History / Geography/ Music / Art / DT	<p>RE - https://www.youtube.com/watch?v=NdqrwGJYePQ</p> <p>Geography song - https://www.youtube.com/watch?v=p-T6aaRV9HY</p>
PSHE / Citizenship / Spanish	<p>https://www.bbc.co.uk/bitesize/articles/zmmgrj6</p>
Computing / Online Safety	<p>Activity instructions - https://www.barefootcomputing.org/docs/default-source/at-home/human_robot_activity6fb9fdddbdcfc6c779083ff0100ba3f46.pdf?sfvrsn=4a4591ea_0</p> <p>Printable resource - https://www.barefootcomputing.org/docs/default-source/at-home/human_robot_supporting_worksheets.pdf?sfvrsn=8b4091ea_0</p>
Family Activity	<p>https://media.dayoutwiththekids.co.uk/media/33535/scavenger-hunt_.pdf</p>
Wellbeing Task	<p>Mindfulness - http://chums.uk.com/wp-content/uploads/2017/08/Mindfulness-Updated-20.11.15.pdf</p>