
























<b>Year Group:</b>	<b>Year 2</b>	<b>Teachers:</b>	Miss Gibson Mr Bulmer
<b>Week Commencing:</b>	<b>25/05/20</b>		

 Click to watch the video.	 Click to listen to an audio clip.	 Click to access a document, template or example.	 Click to link to a webpage.	 Click to open a login page.
--	---	--	--	---

Reading and Writing		Grammar, Punctuation and Spelling/Phonics	
<p><b>Reading</b> Read the poem 'Imagine If' by Roger McGough. See additional Y2 Imagine If document on the Y2 Learning at Home page (WC 25/05/20).</p> <ul style="list-style-type: none"> <li>• What did you think of the poem?</li> <li>• Can you imagine these funny things?</li> <li>• Why would it be a funny world?</li> </ul> <p>Discuss some ideas in detail, encouraging children to say how they visualise them.</p> <p><b>Writing</b> Use the Imagine If Word Bank and have a go at writing your own poem based on the original. Try to choose your imagination and create funny combinations, writing three stanzas like the original poem. Illustrate your poem to reflect what you have written. See additional Y2 Imagine If wordbank on the Y2 Learning at Home page (WC 25/05/20).</p>		<p><b>Spelling App Activities</b> Login to see the activities set by your teacher. </p> <p><b>Grammar and Punctuation</b> Go to the following link and complete the Stage 2 Check 5 worksheet. </p> <p><b>Phonics</b> Take your phonics outdoors this week! Have a look at some of the 'Outdoor Phonics Challenge Cards' and try some out. You could do them in your garden, park or around your home. See additional Y2 Phase 6 Outdoor Phonics Challenge Cards on the Y2 Learning at Home page (WC 25/05/20).</p>	
Mathematics Times Tables/ Number Work		Science	PE
<p><b>Mathletics Activities</b> Login to see the activities set by your teacher. </p> <p><b>TT Rockstars</b> Practise your times tables daily on the TT Rockstars App or web browser version. Use the login details emailed to your parents via ParentMail. </p> <p><b>NumBots</b> Practise your number work on the NumBots App or web browser version. Use the login details emailed to your parents via ParentMail. </p>		<p><b>What plants can you find outside?</b> Please watch the short video about the life cycle of a plant and then complete the quiz that goes with it. </p> <p>For further information, see additional Lifecycle of a flowering plant PowerPoint on the Y2 Learning at Home page (WC 25/05/20). Create an information poster showing the main steps in the life cycle of a plant. For help or inspiration creating your own poster, click on the link below which will take you to a video. </p>	<p><b>PE with Beth Tweddle</b> Take part in Week 3's 'Fun' themed PE pack from gymnastics provider, Beth Tweddle Gymnastics. The document is attached to our Home Learning Page.</p> <p><b>Dance with Oti Mabuse</b> Learn a new dance based on a children's film with Oti Mabuse each day at 11:30am </p>
Topic: History/Geography/ RE / Music / Art / DT			PSHE / Citizenship / Spanish
<p><b>Music – Sing-along and vocal warm ups</b> – See the video attached. Go through the lesson to learn the song "Baby Beluga". Make sure to do the vocal warm ups so that your voice is ready to sing. The lyrics are also linked, along with the performance track for when you are ready to perform on your own!  </p> <p><b>Art- Sketching and shading-</b> Draw your own Woody from Toy Story using the step by step guide linked here. Practise your shading and sketching skills using different amounts of pressure. Remember, each line doesn't have to be perfect! It might be useful to pause the video after each step to allow yourself the time to complete each part. </p>			<p><b>PSHE – Expedition to Planet Blue</b> See additional Y2 Expedition to Planet Blue PowerPoint on the Y2 Learning at Home page (WC 25/05/20). Read through the PowerPoint and discuss with your child. Choose two of the activities at the end to complete.</p>
Computing / Online Safety		Family Activity	Wellbeing Task
<p><b>Algorithms – Mini Mission/Teddy hunt</b> Ask your child to hide their teddy/toy in another room in the house. Ask them to draw, write or speak the instructions (an algorithm) for someone to find it. They need to be precise with their instructions if they want their teddy found quickly! This activity helps demonstrate why algorithms need to be precise. If they're not, the teddy won't be found!</p>		<p><b>British Red Cross Become a First Aid Champion!</b> Go to the website and work through the activities which aim to teach basic First Aid. </p>	<p><b>Taste test</b> – Become more mindful by tuning into your sense of taste. Ask an adult to prepare a few different foods for you to taste, describe and identify each food while blindfolded.</p> <p><b>Thought bubbles</b> – Watch the video linked here to take 5 minutes out to learn how you can process your thoughts. </p>

## Further Daily English and Maths Lessons

<b>Daily English Lessons</b>	Follow the daily English lessons for your year group at Oak National Academy's Online Classroom. <a href="http://www.thenational.academy/online-classroom">www.thenational.academy/online-classroom</a> Click on subject, then select the year group and topic. An overview of what is being taught can be found at: <a href="https://docs.google.com/spreadsheets/d/e/2PACX-1vTWwVJb_hQyPFhhr8wtm_jLcYpmRgUVqKF1M7hqO4Yke85cQCh6H3jRQOk8OLzCiyrlv1776XeakAXj/pubhtml">https://docs.google.com/spreadsheets/d/e/2PACX-1vTWwVJb_hQyPFhhr8wtm_jLcYpmRgUVqKF1M7hqO4Yke85cQCh6H3jRQOk8OLzCiyrlv1776XeakAXj/pubhtml</a>	 
<b>Daily Maths Lessons</b>	Follow the daily Maths lessons for your year group at Oak National Academy's Online Classroom. <a href="http://www.thenational.academy/online-classroom">www.thenational.academy/online-classroom</a> Click on subject, then select the year group and topic. An overview of what is being taught can be found at: <a href="https://docs.google.com/spreadsheets/d/e/2PACX-1vTWwVJb_hQyPFhhr8wtm_jLcYpmRgUVqKF1M7hqO4Yke85cQCh6H3jRQOk8OLzCiyrlv1776XeakAXj/pubhtml">https://docs.google.com/spreadsheets/d/e/2PACX-1vTWwVJb_hQyPFhhr8wtm_jLcYpmRgUVqKF1M7hqO4Yke85cQCh6H3jRQOk8OLzCiyrlv1776XeakAXj/pubhtml</a>	 
<b>Additional resources recommended by gov.uk</b>	Additional learning at home resources can be accessed at: <a href="https://www.gov.uk/government/publications/coronavirus-covid-19-online-education-resources/coronavirus-covid-19-list-of-online-education-resources-for-home-education#english">https://www.gov.uk/government/publications/coronavirus-covid-19-online-education-resources/coronavirus-covid-19-list-of-online-education-resources-for-home-education#english</a> The websites listed on this page have been identified by some of the country's leading educational experts and offer a wide range of support and resources for pupils of all ages.	

If you have any difficulty accessing the links in the above page, please use the table below to copy and paste the text based link into your web browser.

Area of Learning / Subject	Weblinks from page 1 in text
<b>Reading and Writing</b>	Oak National Academy - <a href="http://www.thenational.academy/online-classroom">www.thenational.academy/online-classroom</a>
<b>Grammar, punctuation and Spelling / Phonics</b>	Spelling- <a href="https://login.readiwriter.com/">https://login.readiwriter.com/</a> Grammar activity - <a href="https://primarysite-prod-sorted.s3.amazonaws.com/irk-valley-community-school/UploadedDocument/84f51896c28e45588f8d9659842f3fc5/stage-1-check-5.pdf">https://primarysite-prod-sorted.s3.amazonaws.com/irk-valley-community-school/UploadedDocument/84f51896c28e45588f8d9659842f3fc5/stage-1-check-5.pdf</a>
<b>Mathematics Times tables/Number work</b>	<a href="https://login.mathletics.com/">https://login.mathletics.com/</a> <a href="https://play.ttrockstars.com/auth/school/student">https://play.ttrockstars.com/auth/school/student</a> <a href="https://play.numbots.com/?#/intro">https://play.numbots.com/?#/intro</a> Oak National Academy - <a href="http://www.thenational.academy/online-classroom">www.thenational.academy/online-classroom</a>
<b>Science</b>	<a href="https://www.bbc.co.uk/bitesize/topics/zpxnyrd/articles/z2vdjxs">https://www.bbc.co.uk/bitesize/topics/zpxnyrd/articles/z2vdjxs</a> <a href="https://www.youtube.com/watch?v=O6E7VsPFSRs">https://www.youtube.com/watch?v=O6E7VsPFSRs</a>
<b>PE</b>	Dance with Oti Mabuse- <a href="https://www.youtube.com/user/mosetsanagape/videos">https://www.youtube.com/user/mosetsanagape/videos</a>
<b>Topic: History / Geography/ Music / Art / DT</b>	Music- lesson link - <a href="https://www.youtube.com/watch?time_continue=662&amp;v=rIFWuRo3qoA&amp;feature=emb_logo">https://www.youtube.com/watch?time_continue=662&amp;v=rIFWuRo3qoA&amp;feature=emb_logo</a> Music- performance track and lyrics - <a href="https://www.singup.org/singupathome/baby-beluga">https://www.singup.org/singupathome/baby-beluga</a> Art - <a href="https://www.youtube.com/watch?v=ipODXfTDI4Q">https://www.youtube.com/watch?v=ipODXfTDI4Q</a>
<b>PSHE / Citizenship / Spanish</b>	
<b>Computing / Online Safety</b>	
<b>Family Activity</b>	<a href="https://firstaidchampions.redcross.org.uk/">https://firstaidchampions.redcross.org.uk/</a>
<b>Wellbeing Task</b>	Thought bubbles video - <a href="https://www.youtube.com/watch?v=xJUuQ0HuSLS0">https://www.youtube.com/watch?v=xJUuQ0HuSLS0</a>