

INDIVIDUALS
ENGAGING IN
SOCIETY

Citizenship Foundation



Africa

Using Go-Givers lessons

- This PowerPoint is designed to inform, and to support critical thinking and discussion.
- Go-Givers PowerPoints can be used in their entirety OR content can be saved and edited.
- In order for the **links** and **animation** to work, always show the PowerPoints in 'slide show' view.
- The **green dot** ● in the bottom right hand corner of the slide indicates when the slide animation is complete.
- The **LEARNING ACTIVITIES** are an **essential and integral part of this lesson**. These can be downloaded from www.gogivers.org

Hello! I'm Teefa and my mum comes from Nigeria, a country in Africa.

In this lesson we will be learning about **Africa.**



**What words
come into your head
when you think of
Africa?**



famine

poor

colourful

exciting

hot

dangerous

happy

dirty

sad

beautiful



sunny

lions



war

hungry

Often when people think of Africa, they
.. like in The Lion King and Madagascar
think of wild animals like elephants, lions
and giraffes



They might also think of people
... and charities like UNICEF and Comic Relief.
... living in poverty...



IC
EF



It is true that there is a lot of poverty in Africa, and there are some big animals but that's not the whole story!

Let me take you on a tour of Africa and share some secrets with you!



But all of these people live in
Sometimes the pictures we see
of people in Africa too!



By Linda Adiele from Port Harcou



By Helen Zille (Helen Zille, Democratic Alliance, South Africa) [Public domain], via Wikimedia Commons

©

© Village-to-Village Tanzania



Wikimedia Commons

| [Dreamstime.com](https://www.dreamstime.com)





By Meganbeckett27 (Own work) [CC BY-SA 3.0 (<http://creativecommons.org/licenses/by-sa/3.0/>)], via Wikimedia Commons

© Ruth Le Breton, Ifakara, Tanzania 2005


Did you know there are 54 different countries in Africa with around 2,000 ethnic groups - each with their own language!

<i>Hello</i>	<i>Language</i>	<i>Country</i>
Salaam aleikum	Arabic	Morocco
Dumela mma/rra (to woman/man)	Setswana	Botswana
Jambo	Swahili	Kenya
Bah-oh	Yoruba	Nigeria
Moni	Chichewa	Malawi





By Matthew Grollnek (Own work) [CC BY-SA 4.0 (<http://creativecommons.org/licenses/by-sa/4.0/>)], via Wikimedia Commons



By Rod Waddington from Kergunyah, Australia [CC BY-SA 2.0 (<http://creativecommons.org/licenses/by-sa/2.0/>)], via Wikimedia Commons



© Ruth Le Breton, Mshiri, Tanzania 2007

Now
some
Afr
worl



s in



Nelson Mandela was born in 1918 in South Africa where laws limited the rights of black people. He was respected around the world for his wisdom and kindness.

When I

the

w

t

After

became

No one is born hating another person because of the colour of his skin, or his background, or his religion. People must learn to hate, and if they can learn to hate, they can be taught to love, for love comes more naturally to the human heart than its opposite.

ne

Mandela


resident.



By rayand
(<http://www.flickr.com/photos/rayand/7233035828>) [CC BY 2.0 (<http://creativecommons.org/licenses/by/2.0>)], via Wikimedia Commons


Didier Drogba,
plays football for Chelsea.
Born in the Ivory Coast.
**the other famous
now who were born
ou know their nar**

Alex Wek, model
Born in Sudan.



By The Heart Truth [CC BY-SA 2.0
(<http://creativecommons.org/licenses/by-sa/2.0>)], via Wikimedia Commons

John Sentamu,
Archbishop of York,
Born in Uganda.



By York Minster (Flickr) [CC BY-SA 2.0
(<http://creativecommons.org/licenses/by-sa/2.0>)], via Wikimedia Commons



Teefa's Teasers.

- Why do you think that lots of people only imagine poverty and wild animals when they think about Africa?
- If you came from an African country how would you feel about the images we see in the media?





What do you think
this boy is looking at?

Click to complete the
picture!

By Jennyelliott (Own work) [CC BY-SA 3.0
(<http://creativecommons.org/licenses/by-sa/3.0>)],
via Wikimedia Commons





What do you think is
happening in this picture?

Click to find out!

© James Lewis, Mshiri, Tanzania 2007




Glossary

- **poverty** - poor
- **ethnic group** - people who come from the same place and share the same customs.
- **images** - pictures, cartoons and photographs
- **media** - the way we get news eg. newspapers, TV, the internet, radio



Activities to complete this lesson include:

- video clips on life in Kenya
- how to play the game 'Oware'
- discussion notes



Learning activities
'Africa'

Lesson Aim:

- > To challenge ideas about Africa.

NC Learning Objectives:

Citizenship/PSHE

- > To identify and respect the differences and similarities between people (4C)
- > Take part in discussions (5C)

Geography

- > Ask geographical questions (1a)
- > Express their own views about people, places and environments (1c)
- > Use globes (2c)
- > Identify and describe what places are like (3a)

Key Vocabulary:
poverty
media
images
ethnic group

Before the lesson:
Ask children to bring any pictures or information they have about Africa to school to share – you may need to supplement this with some images of your own that you

© J.G. Books www.jgbooks.org

Activity 1:


African people were the first people anywhere in the world to use counting to keep track of their things, or maybe to keep track of time. Around 35,000 BC, somebody in South Africa made the earliest known counting stick, or tally stick, and left it in **Lebombo Cave**. They had cut 29 notches into the stick. It's not known what they were counting. Some people think maybe they were counting the days from one full moon to the next full moon, but it could just as well have been 29 people, or 29 baskets of nuts, or something else.

Oware, the national game of Ghana, is a counting game in the **board game** family of games, which for thousands of years have been used as an educational tool to teach children in Africa to think strategically and use their mathematical skills.

Oware – game for 2 players

Set up
4 yoghurt pots (or similar containers) on each side
1 yoghurt pot which will be the 'home' pot for each player
2 seeds or counters in each pot

Player 1



Player 2

Moving
First player chooses a pot on their side.
He/she picks up all the seeds in the pot.
He/she then sows the seeds anticlockwise, one in each pot, starting with the pot next to the one that was emptied.
Take turns to move.

© J.G. Books www.jgbooks.org