



Barlows Primary School Home Learning Weekly Planner



Year Group:	Year 1	Teachers:	Miss Craig Miss Qershori
Week Commencing:	15.06.20		

 Click to watch the video.	 Click to listen to an audio clip.	 Click to access a document, template or example.	 Click to link to a webpage.	 Click to open a login page.
-------------------------------	---------------------------------------	--	---------------------------------	---------------------------------






Reading and Writing	Grammar, Punctuation and Spelling/Phonics
<p>Reading: Please click on the link and log into Wordsmith Active Learn to find the book 'Class Two at the Zoo' by Julie Jarmen and Lynne Chapman. Use the log in details emailed to your parents via Parent Mail. After you have read this story, please answer the 'Class Two at the Zoo Questions'. See additional Class Two at the Zoo questions on the Y1 Learning at Home page (WC 15.06.20). You can either write the questions down on a piece of paper or discuss these with an adult.</p> <p style="text-align: right;"></p> <p>Writing: Using the book 'Class Two at the Zoo,' complete the story board saved as 'Class Two the Zoo Storyboard' in the Year 1 folder (WC 15.06.20.) Draw pictures and write sentences about the main events in the story. See additional 'Storyboard Example' document on the Y1 Learning at Home page (WC 15.06.20) to help you. Don't forget your capital letters and full stops! If you cannot print the sheet, you can write and draw on a blank piece of paper.</p>	<p>Spelling App Activities Login to see the activities set by your teacher. </p> <p>Grammar and Punctuation: Using Verbs Please find the 'Using Verbs' activity sheet in the Year 1 folder where you will select the correct verb for the sentence. If you do not have a printer, you can write out the sentences.</p> <p>Phonics: Please follow the link which will take you to a YouTube channel which is hosting daily phonics lessons. Year 1 lessons are at 10.30am, with an additional lesson at 11am focusing on blending for children who need a little more support. These videos will be available for you to catch up with later at a time that suits you. </p>

Mathematics Times Tables / Number work	Science	PE
<p>Mathletics Activities Login to see the activities set by your teacher. </p> <p>Maths Activity: Length Please find the 'Measuring Caterpillar Lengths' activity sheet in the Year 1 folder where you will find a worksheet to compare lengths. This activity does not require a ruler. If you do not have a printer, why not draw your own caterpillars and compare their lengths!</p> <p>NumBots Practise your number work on the NumBots App or web browser version. Use the login details emailed to you via ParentMail. </p>	<p>Seasonal Changes: Summer Please find the 'All About Summer' PowerPoint in the Year 1 folder. This PowerPoint will explain how we can use nature to spot the signs of summer. After this, you can use the 'Summer Senses' activity sheet to draw or write things related to summer. If you do not have a printer, you can draw or write these things on a sheet of paper. See additional All about Summer PowerPoint and Summer Senses document on the Y1 Learning at Home page (WC 15.06.20).</p>	<p>PE with Beth Tweddle. Take part in Week 6's 'Determination' themed PE pack from gymnastics provider, Beth Tweddle Gymnastics. Please follow the link. </p> <p>Dance with Oti Mabuse Learn a new dance based on a children's film with Oti Mabuse each day at 11:30am </p>

Topic: History/Geography/ RE / Music / Art / DT	PSHE
<p>Music: Sing and Shake Please follow the link to find an activity linked to the song 'A Sailor Went to Sea, Sea, Sea'. If you want to, you can make your own shaker and enjoy singing and playing along to this song – you could use a plastic container with rice in or a plastic bottle with some pasta in it. Every time you hear the word 'sea' shake your shaker! </p> <p>Art: Summer Related to our Science theme of 'summer', can you draw, paint or create an art piece of your favourite summer image. This could be a painting of your favourite ice cream, or a drawing of your favourite beach. See additional 'Summer Art' ideas document on the Y1 Learning at Home page (WC 15.06.20).</p>	<p>PSHE: Feeling Happy Using the 'Feeling Happy' activity sheet saved in the Year 1 folder, think about a person who makes you feel happy and how they do that. Use the sheet to draw a picture to show this. For example, they might play games with you or give you a hug. If you do not have a printer, you can draw this on a piece of paper.</p>

Computing / Online Safety	Family Activity	Wellbeing Task
<p>Computing: Patterns In this activity, children identify similarities between different houses and then use them to create their own house. See additional Computing Activity instructions and Computing Supporting Worksheet on the Y1 Learning at Home page (WC 15.06.20).</p>	<p>Create a cardboard building: Using a cereal box, or any cardboard box, can you create your own cardboard building? Will you create a doll's house? Maybe you'll make the Liver Building? Or maybe you'll create your own amazing building from the future! You could make it a competition and vote for the best cardboard building. See additional Cardboard Building Ideas document on the Y1 Learning at Home page (WC 15.06.20).</p>	<p>Being Proud: Create a poster about the reasons why you are proud of yourself. See additional Year 1 Being Proud Poster Examples on the Y1 Learning at Home page (WC 15.06.20) to help you. Yoga: Please follow the link for a yoga video based on making wishes. </p>

Further Daily English and Maths Lessons

Daily English Lessons	Follow the daily English lessons for your year group at Oak National Academy's Online Classroom. www.thenational.academy/online-classroom Click on subject, then select the year group and topic. An overview of what is being taught can be found at: https://docs.google.com/spreadsheets/d/e/2PACX-1vTWwVJb_hOyPFhhr8wtm_jLcYpmRgUVgKF1M7hgO4Yke85cOCh6H3jROOk8OLzCjyr1v1776XeakAXi/pubhtml	 
Daily Maths Lessons	Follow the daily Maths lessons for your year group at Oak National Academy's Online Classroom. www.thenational.academy/online-classroom Click on subject, then select the year group and topic. An overview of what is being taught can be found at: https://docs.google.com/spreadsheets/d/e/2PACX-1vTWwVJb_hOyPFhhr8wtm_jLcYpmRgUVgKF1M7hgO4Yke85cOCh6H3jROOk8OLzCjyr1v1776XeakAXi/pubhtml	 
Additional resources recommended by gov.uk	Additional learning at home resources can be accessed at: https://www.gov.uk/government/publications/coronavirus-covid-19-online-education-resources/coronavirus-covid-19-list-of-online-education-resources-for-home-education#english The websites listed on this page have been identified by some of the country's leading educational experts and offer a wide range of support and resources for pupils of all ages.	

If you have any difficulty accessing the links in the above page, please use the table below to copy and paste the text-based link into your web browser.

Area of Learning / Subject	Weblinks from page 1 in text
Reading and Writing	Wordsmith Active Learn: https://www.activelearnprimary.co.uk/login?c=0 Oak National Academy: www.thenational.academy/online-classroom
Grammar, punctuation and Spelling / Phonics	Spellings: https://login.readiwriter.com/ Phonics: https://www.youtube.com/channel/UCP_FbjYUP_UtldV2K_-niWw
Mathematics Times tables/Number work	Mathletics: https://login.mathletics.com/ NumBots: https://play.numbots.com/#/account/search-school Oak National Academy: www.thenational.academy/online-classroom
Science	See additional documents
PE	Beth Tweddle: https://www.bethtweddlegymnastics.co.uk/news-all-determination Oti Mabuse: https://www.youtube.com/user/mosetsanagape/videos
Topic: History / Geography/ Music / Art / DT / RE	Music: https://www.derbyshiremusicclub.org.uk/get-involved/music-at-home/infant/week-7.aspx
PSHE	See additional documents
Computing / Online Safety	See additional documents
Family Activity	See additional documents
Wellbeing Task	Yoga: https://www.youtube.com/watch?v=inyw6mM4xTU