






Year Group:	Year 2	Teachers:	Miss Gibson Mr Bulmer
Week Commencing:	15/06/20		

 Click to watch the video.	 Click to listen to an audio clip.	 Click to access a document, template or example.	 Click to link to a webpage.	 Click to open a login page.
--	---	--	--	---

Reading and Writing

Reading – Please click on the link and log into Wordsmith Active Learn to find two documents allocated for you to read: A Fish in a Dish and Tongue Twisters. Use the login details emailed to your parents via Parent Mail. After reading the poems, please watch the video of 'Fox in Socks' by Dr Seuss. Try to pick out the rhyming words used in the story. Look at the rhyming structure. Have a go at reading it yourself, focusing primarily on the first page. Is it difficult? Why? Look at how the author uses short sentences and quick rhymes. How do you know that Mr Knox finds it difficult? What does he say? Practise saying it yourself to see how quick your tongue is!

Writing – Make a short list of rhyming words in pairs (eg. goat, boat; floor, door; rice, mice). Can you use the words to create your own tongue twister poem in the style of Dr Seuss? See additional Y2 Example of Poem, Y2 Guidance for writing task and Y2 bank of rhyming words documents on the Y2 learning at home page WC 15.06.20. Extension: Record yourself performing your poem (maybe add music to make it into a rap like in the YouTube video). Don't forget to perform and make your rhyme fun and interesting!



Grammar, Punctuation and Spelling/Phonics

Spelling App Activities
Login to see the activities set by your teacher.



Grammar and Punctuation
Go to the following link and complete the Stage 1 Check 8 worksheet.



Phonics
Go to Monster Phonics (following the link below) and read through the book 'Tricky Witch has a Horrid Day' and work through the questions at the end of the book.



Mathematics -Times Tables/ Number Work

Mathletics Activities
Login to see the activities set by your teacher.

TT Rockstars
Practise your times tables daily on the TT Rockstars App or web browser version. Use the login details emailed to your parents via ParentMail.

NumBots
Practise your number work on the NumBots App or web browser version. Use the login details emailed to your parents via ParentMail.



Science

Food Utensils – Use PowerPoint in the home learning section as a starting point and then give children a wide range of utensils and ask them how many different ways they can sort them (Use worksheet if necessary or display in another way). Encourage children to make their own choices. E.g., they might think about, material, forces used, job they do, size, shape, colour. You could add some categories if children do not include them, e.g. wood, metal, plastic or chop, whisk, pour, and squash, twist.



PE

PE with Beth Tweddle
Take part in Week 6's 'Determination' themed PE pack from gymnastics provider, Beth Tweddle Gymnastics.



Dance with Oti Mabuse
Learn a new dance based on a children's film with Oti Mabuse each day at 11:30am.



Topic: History/Geography/ RE / Music / Art / DT

DT – Plastic bottle money bank - Follow the steps in the video linked here to create your plastic bottle money bank. Make sure you refer back to the plan and design you made two weeks ago for your money bank. You might have chosen an animal other than a pig, but the video should hopefully give you some inspiration for creating your chosen animal. Make sure you choose a bottle with a wide enough top so that you'll be able to get your money out again!

History – Local heroes - Go through the PowerPoint in the Y2 home learning section, answering the questions as you work through it. Complete the tasks at the end; creating a fact file and role playing an interview with Kitty Wilkinson. You might find the video linked here useful when completing your fact file.



PSHE / Citizenship / Spanish

Voting- This week, have a look at the attached PowerPoint. See additional Y2 Voting PowerPoint document on the Y2 learning at home page WC 15.06.20. Please focus only on slides 17-31. Write a paragraph explaining why you would be a good addition to the school council. What would you change or introduce to make school better?

Computing / Online Safety

Pattern, logic, debugging, and algorithms
– Play the games linked here to practise and apply your pattern seeking, logic, algorithm and debugging skills.



Family Activity






Family picnic –As a family, make sandwiches, pack the picnic bag and include your favourite treats to have a picnic in the garden. If you have some chalk you could use it to draw outside after you have finished your picnic.

Wellbeing Task

Meditation – Use the video linked here to relax and unwind with some meditation.
Gratitude – What are you grateful for? Create a collage of pictures or words of things that you are grateful for. Display it somewhere you will see it daily to remind yourself of the positive things in your life.



Further Daily English and Maths Lessons

Daily English Lessons	<p>Follow the daily English lessons for your year group at Oak National Academy's Online Classroom. www.thenational.academy/online-classroom Click on subject, then select the year group and topic. An overview of what is being taught can be found at: https://docs.google.com/spreadsheets/d/e/2PACX-1vTWwVJb_hQyPFhr8wtm_jLcYpmRgUVgKF1M7hgO4Yke85cOCh6H3jROOk8OLzCiyrlv1776XeakAXi/pubhtml</p>	 
Daily Maths Lessons	<p>Follow the daily Maths lessons for your year group at Oak National Academy's Online Classroom. www.thenational.academy/online-classroom Click on subject, then select the year group and topic. An overview of what is being taught can be found at: https://docs.google.com/spreadsheets/d/e/2PACX-1vTWwVJb_hQyPFhr8wtm_jLcYpmRgUVgKF1M7hgO4Yke85cOCh6H3jROOk8OLzCiyrlv1776XeakAXi/pubhtml</p>	 
Additional resources recommended by gov.uk	<p>Additional learning at home resources can be accessed at: https://www.gov.uk/government/publications/coronavirus-covid-19-online-education-resources/coronavirus-covid-19-list-of-online-education-resources-for-home-education#english The websites listed on this page have been identified by some of the country's leading educational experts and offer a wide range of support and resources for pupils of all ages.</p>	

If you have any difficulty accessing the links in the above page, please use the table below to copy and paste the text based link into your web browser.

Area of Learning / Subject	Weblinks from page 1 in text	
Reading and Writing	https://www.activelearnprimary.co.uk/login?c=0 https://www.youtube.com/watch?v=hqIbEHNqbPs www.thenational.academy/online-classroom	
Grammar, punctuation and Spelling / Phonics	Spelling- https://login.readiwriter.com/ Grammar activity https://primarsite-prod-sorted.s3.amazonaws.com/irk-valley-community-school/UploadedDocument/0c09ad9f601f491db3bd609f7a7f5bd8/stage-1-check-8.pdf Phonics - https://monsterphonics.com/home-learning-in-the-covid-19-lockdown/year-2-home-learning/stage-9/	
Mathematics Times tables/Number work	https://login.mathletics.com/ https://play.trockstars.com/auth/school/student https://play.numbots.com/?#/intro www.thenational.academy/online-classroom	
Science		
PE	Dance with Oti Mabuse- https://www.youtube.com/user/mosetsanagape/videos Beth Tweddle Gymnastics - https://www.bethtweddlegymnastics.co.uk/news-all-determination	
Topic: History / Geography/ Music / Art / DT	DT – https://www.youtube.com/watch?v=DnrCJeuGA2k History - https://www.youtube.com/watch?v=NgJRQNK5dpc	
PSHE / Citizenship / Spanish		
Computing / Online Safety	https://barefootgames.org/colourful-kits?ref=https://www.barefootcomputing.org/ https://barefootgames.org/sorting?ref=https://www.barefootcomputing.org/	
Family Activity		
Wellbeing Task	Meditation - https://www.youtube.com/watch?v=qRoN8xdsVX0	