

Staying Safe Around Water

twinkl

Staying Safe Around Water




Photos courtesy of Jerzy Kociatkiewicz, docentjoyce, U.S. Army Corps of Engineers Savannah District and Kiran Foster (@flickr.com) - granted under creative commons licence – attribution

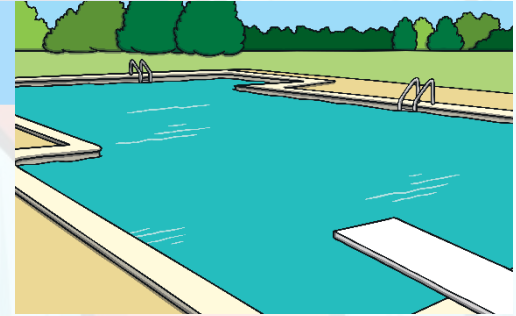
Photos courtesy of Jerzy Kociatkiewicz, docentjoyce, U.S. Army Corps of Engineers Savannah District and Kiran Foster (@flickr.com) - granted under creative commons licence – attribution

Where Do We Find Water?


ponds



pools



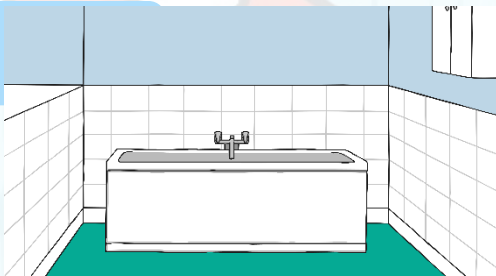
rivers



lakes



baths



oceans



Photos courtesy of Jerzy Kociatkiewicz, docentjoyce, U.S. Army Corps of Engineers Savannah District and Kiran Foster (@flickr.com) - granted under creative commons licence - attribution

How Do We Stay Safe Around Water?

When out and about near water, there is a special code we should follow:

S

Stay

A

Away

F

From the

E

Edge



Why is this important?

Photo courtesy of William Murphy (@flickr.com) - granted under creative commons licence - attribution

Photos courtesy of Jerzy Koclatkiewicz, docujoyce, U.S. Army Corps of Engineers Savannah District and Kiran Foster (@flickr.com) - granted under creative commons licence - attribution

Water Safety

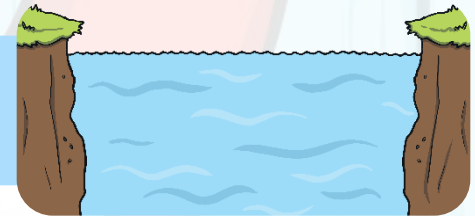
To keep yourself safe when you are in, on, or near outdoor water, always follow **The Water Safety Code**.

The **Water Safety Code** helps you to spot the dangers around water:


It will be cold.



It can be difficult to get out.




It can be deep.



Water Safety


There may be hidden garbage that could hurt you.



There may be no lifeguards.



The water may be dirty and could make you ill.



Water Safety

These signs can help you spot danger.



Can you guess what these signs mean?

Water Safety Signs

Signs that warn you of danger are a yellow triangle shape and are placed to help you spot danger. This one means there is a steep drop.



Signs that mean you should not do something are a red circle shape with a red line running through it, a white background, and black symbols. They tell you about something you are not allowed to do.



Water Safety Signs

Signs that tell you to do something are usually a blue circle shape with white symbols.



**Life jackets
must be worn**

Information signs are white with black symbols.



**SWIM
AT YOUR
OWN RISK**

Water Safety Signs

“Safe” signs are red with white symbols.



Safety Flags

At beaches there are special flags:

red flag – it is not safe to swim

red and yellow flags – recommended swimming area with lifeguard supervision

black and white flags – surfboards and other non-powered watercraft allowed



Go Together

Children should always be with an adult around water. Adults can help to point out any dangers.



Photo courtesy of ECraig4 (@flickr.com) - granted under creative commons licence – attribution

Photos courtesy of Jerzy Koclatkiewicz, docalljoyce, U.S. Army Corps of Engineers Savannah District and Kiran Foster (@flickr.com) - granted under creative commons licence – attribution

Learn How to Help

- If you see someone in trouble, tell an adult.
- Call 911 if there is an emergency.
- Ask the lifeguard to help.



Water Safety

Can you think of different ways to keep yourself safe near water?



Photo courtesy of Allan Donque, docentjoyce, Seattle Municipal Archives and Garry Knight (@flickr.com) - granted under creative commons licence – attribution

Photos courtesy of Jerzy Koclatkiewicz, docentjoyce, U.S. Army Corps of Engineers Savannah District and Kiran Foster (@flickr.com) - granted under creative commons licence – attribution

