

Children in Need



School Council Go SPOTacular for Children in Need!

Our wonderful School Council undertook the huge task of decorating 200 cookies with 'SPOTacular' designs! The cookies were sold at an After School Bake Sale organised by the School Council.

A huge thank you to our wonderful Miss N. Williams for helping us create this fantastic display (and for keeping us on track with our SPOTacular project!)



Children in Need



Pupils go SPOTacular for Children in Need!

Thank you to all of our lovely families for their kind donations as part of our Children In Need Own Clothes Day.

We managed to raise a super total of £291.66 for Children In Need from our Cookie Sale and Own Clothes Day.



Cooking up a feast!

Cooking up a feast in Children's University!

Our wonderful Nursery teacher, Miss Qershori has been cooking up a feast with our Children's University Cookery Club.

Miss Qershori has been teaching the pupils how they can make some fantastic tasty meals with low cost ingredients and cheaper alternatives.

We've shared the recipes below for you to try at home.

If you'd like to feature in the newsletter cooking one of these great recipes, please email a photograph or two to newsletter@barlows.liverpool.sch.uk Please remember to include your name, your child's name and confirm that you give permission for the photograph to be included in an upcoming newsletter.







Mixed Bean Chilli

Ingredients

- 1 can of mixed beans
- 1 can of kidney beans
- 1 onion
- 2 peppers or packet of frozen peppers
- 1 clove of garlic
- 1 can of tomatoes
- 2 teaspoons of paprika
- 2 teaspoons of cumin
- Chilli flakes- optional
- Beef stock cube- optional

1. Slice the onion and the peppers.
2. Add these into the pan with your oil of choice.
3. Chop the garlic.
4. Fry until the peppers are cooked and then add in the garlic.
5. Add the kidney beans and mixed beans aswell as the paprika, and a sprinkle of chilli flakes if using. Cook these for a few minutes. Add a little water if mixture starts to stick.
6. Add in chopped tomatoes and 200ml of water. At this point you can crumble in the beef stock cube. Allow this to cook for 10 minutes or until the beans are fully cooked through.
7. You can serve this chilli with potatoes cut into wedges, seasoned and cooked in the air fryer or the oven. As well as jacket potatoes cooked in the air fryer or oven or serve with rice.




Cooking up a feast!

Tomato and Lentil Spaghetti

Ingredients

1 can of green lentils
1 can of chopped/plum tomatoes
1 pack mushrooms (can also use frozen)
1 large onion
2 cloves of garlic
Half a bag of spinach
1 pack of spaghetti
2 teaspoons paprika
1 teaspoon oregano or basil (can use both)
Cheese to top
Salt and pepper
Oil of choice to cook

1. Boil your water for your spaghetti, either in the pan or the kettle. Put water into the pan and add generous amount of salt to the water and add spaghetti. Cook using packet instructions. Once cooked save some of the water used to cook the spaghetti.
2. Meanwhile, chop the onion, mushrooms (if using fresh), spinach and garlic. If using frozen mushrooms add after onions are cooked.
3. Put a tablespoon of your chosen oil into the pan or a few spray if using a spray. Add in the onions and garlic and fry.
4. Add in the mushroom, stir until mushrooms are cooked.
5. Add in lentils, paprika and herbs, let this cook for about minute
6. Put in the chopped tomatoes and spinach and allow to cook on medium heat for 5 minutes.
7. Put in some of the spaghetti water if your mixture needs to be thicker.
8. Mix in the cooked spaghetti, season with salt and pepper and top with cheese.



Coconut Chickpea Curry

Ingredients

1 can of chickpeas
1 can of coconut milk
1 courgette
Frozen peas- as many as you like
1 onion
1 chicken stock cube
2 tablespoon of curry powder
Rice
Tablespoon of oil of choice

1. Slice your onion and fry in your oil until they become soft.
2. Meanwhile, chop your courgette and garlic.
3. Once the onion has softened add in the garlic and courgette.
4. Put in your chickpeas and stir in the curry powder. Make sure to cook this for a couple of minutes.
5. Add your tin of coconut milk and crumble in your stock cube.
6. Let the mixture cook for around 10 minutes.
7. Whilst your curry is cooking, cook your rice according to the packet's instructions.
8. Serve and enjoy!

Celebrating Success!



A Champion Irish Dancer at Barlows!

Wow! We are so lucky to have this extremely talented young pupil at Barlows Primary School!

On 26/11/22, he competed in the North West Regional Irish Dancing competition being placed 3rd!

An amazing achievement - we are so proud of you!



Dates for the diary!

Christmas Performances 2022



We are delighted to announce this year's Christmas Performance dates.

This year, Year groups will perform as individual year groups i.e. not phase groups. This should enable more pupils to have speaking and performance parts, should they wish. There will be one performance per year group as follows:

Nursery - Monday 12/12/22 - expected 9:15am start (AM)
Reception - Monday 12/12/22 - expected 2:30pm start (PM)
Year 1 - Tuesday 13/12/22 - expected 9:15am start (AM)
Year 2 - Tuesday 13/12/22 - expected 2:30pm start (PM)
Year 3 - Wednesday 14/12/22 - expected 2:30pm start (PM)
Year 4 - Wednesday 14/12/22 - expected 9:15am start (AM)
Year 5 - Thursday 15/12/22 - expected 9:15am start (AM)
Year 6 - Thursday 15/12/22 - expected 2:30pm start (PM)

Please note, the event will operate on a strict booking only policy, as part of our safeguarding and risk assessment.

We hope you can join us in celebrating our pupils' talents!



Christmas Dinner Day



Our school Christmas Dinner will take place on Friday 16th December 2022.

Christmas dinners are charged at £2.72 via your ParentMail account, with the exception of pupils eligible for Free School Meals.

Please ensure you have completed the Christmas Dinner Form in Parental to indicate if your child will or will not be having a school Christmas Dinner on Friday 16th December 2022.

Christmas Dinner Day - Hats / Headbands

Children (and staff) are welcome to wear a Christmas hat or headband (homemade hats are more than welcome) with their school uniform on Christmas Dinner day, which is held on Friday 16/12/22. We hope that the option of homemade hats/headbands provides a helpful alternative.

Merry Christmas

A FESTIVE FEAST

MAINS

Roast Turkey

or

Roasted Vegetable and Cranberry Slice

SIDES

Roast Potatoes,

Carrots, Broccoli,

Stuffing, Cocktail Sausages

and Gravy

DESSERTS

Sticky Toffee Pudding Served With Custard

or

Chocolate Orange Muffin

Dates for the diary!



Christmas Movie Day & Own Clothes Day - Tuesday 20/12/22



As part of our Christmas celebrations we will be holding a Christmas Movie Day on Tuesday 20/12/22.

As part of this, your child is welcome to bring in 1 packet of either popcorn, crisps or sweets to enjoy whilst watching the film. Please only send 1 item in to ensure fairness.

Children will not be sharing their item with anyone else as we have a number of allergies in school including dairy, nuts, milk, tomatoes, pineapple and others.

Please **do not** send any items that contain nuts or pieces of nuts, as we have pupils with severe nut allergies. Chewing gum / bubble gum / lollipops are not permitted.

First Day of Term Spring 2023



The first day of term for pupils will be
Thursday 05/01/22.

Additional Bank Holiday



Please note, there will be an additional bank holiday in honour of the Coronation of His Majesty King Charles III. This will take place on
Monday 08/05/23

The school will be closed on this date.

We will update the school holiday date on the website in due course.

Last Day of Term Autumn 2022



The last day of term for pupils will be
Tuesday 20/12/22.

School finishes at 3:30pm on 20/12/22.
After School Club closes at the usual time of 5:45pm.

Update on Key Stage 2 SATs Dates



Gov.uk have confirmed that an additional bank holiday in honour of the Coronation of His Majesty King Charles III will take place on Monday 8 May 2023.

As this date had previously been announced as the first day of the 2023 key stage 2 (KS2) test week in England, gov.uk have confirmed that a change to the KS2 test schedule next year will be necessary.

The new KS2 SATs schedule will be:

Tuesday 9 May:	EGPS papers 1 (questions) & 2 (spelling)
Wednesday 10 May:	English Reading paper
Thursday 11 May:	Mathematics papers 1 (arithmetic) and 2 (reasoning)
Friday 12 May:	Mathematics paper 3 (reasoning)

2023-2024 Term Dates

2023-2024 Term Dates



Please find below the term dates for next academic year (September 2023-July 2024). These will be updated on the school website in due course.



Term Dates 2023-2024

AUTUMN TERM 2023	
DATE	EVENT
Friday 1 st September 2023	INSET Day – School Closed to Pupils
Monday 4 th September 2023	INSET Day – School Closed to Pupils
Tuesday 5th September 2023	All pupils in Years 1-6 Return to School
Monday 30 th October – Friday 3 rd November 2023	Half-Term
Monday 6 th November 2023	All Pupils Return to School
Thursday 21st December 2023	Last Day in School
Friday 22 nd December 2023	INSET Day – School Closed to Pupils
Monday 25 th December 2023 – Monday 8 th January 2024	Christmas Holiday
Notes: Total number of pupil days = 73 Total number of staff days = 76	

SPRING TERM 2024	
DATE	EVENT
Monday 8th January 2024	All Pupils Return to School
Monday 12 th February – Friday 16 th February 2024	Half-Term
Monday 19th February 2024	All Pupils Return to School
Friday 29th March 2024	Bank Holiday
Monday 1 st April – Friday 12 th April 2024	Easter Holiday
Notes: Total number of pupil days = 54 Total number of staff days = 54	

SUMMER TERM 2024	
DATE	EVENT
Monday 15 th April 2024	All Pupils Return to School
Monday 6 th May 2024	May Day Bank Holiday – School Closed
Monday 27 th May – Friday 31 st May 2024	Half-Term
Monday 3 rd June 2024	All Pupils Return to School
Thursday 18 th July 2024	Final Day of the School Year for Pupils
Friday 19th July 2024	INSET Day – School Closed to Pupils
Monday 22nd July 2024	INSET Day – School Closed to Pupils
Notes: Total number of pupil days = 63 Total number of staff days = 65	

Total number of pupil days for the academic year = 190
Total number of staff days for the academic year = 195

How can you help?

Join our PTA

Joining the PTA is an excellent way to bring together parents, teachers and your local community to raise money and to support the school. It provides an opportunity for everyone to work together towards a common goal. All parents, teachers and school staff can get involved even if they only have a small amount of time available.

What does a PTA do?

PTA activity can vary from school to school. Here at Barlows, the PTA have helped raise funds for a range of school items, from Reception outdoor equipment, to Y6 leaver's gifts, as well as raising money through cake sales and stalls as the Fun Day. These funds benefit all children in the school and are used for the following purposes:

- to help the school provide resources and extras for the pupils
- to run social events for parents and children
- to provide support for school trips and outings and other special events
- to run after school clubs

If you feel that you have some time (no matter how little) and would like to join the PTA, please contact the school office or email us at: barlows.PTA@barlows.liverpool.sch.uk

Extended family and friends of the school are also very welcome to join our PTA.

Preloved Uniform



If you have any clean preloved uniform in good condition that you would like to donate to the school preloved uniform shop, please pass it in to the school office.

Spare Hangers

Do you have any spare clothes hangers that you no longer need? If so, please send them in to our school office. We want to use them in our upcoming 'Preloved' Uniform Shop.

Do you work for a company the has spare mannequins?

Do you work for a company or know someone who has spare mannequins they would be willing to donate to our Design Technology department?

If so, please contact the school office - we'd love to hear from you!

Christmas Card and Cracker Craft Items

We are collecting small items that could be used in craft activities.

These include:

- small gems or ribbons for used Christmas cards
- Small gems or ribbons used on used Christmas Crackers.

If you find you have any of these over the Christmas period, please save them and send them into school for our craft box.

Please do not send full Christmas cards or crackers, just the gems and ribbons.

A Few Reminders

Attendance - Holidays in Term Time



Attendance for all pupils remains a high priority. Please note, we are unable to authorise holidays in term time.

Holidays taken in term time will be marked as unauthorised absence and may incur a penalty notice issued by the Local Authority.

Punctuality



Doors open at 8:45am with lessons starting promptly at 9:00am. Registers close at 9:00am.

Please ensure your child arrives at school in time to be through the door before 9:00am, to ensure they are in class on time.

Doors must close at 9:00am prompt to enable support staff to arrive to lessons on time.

Pupils entering through the main entrance from 9:00am will be marked late. Any late pupils must be escorted to the main entrance by their adult, in order to ensure they arrive safely and have their attendance registered.

Download the StudyBugs App

If you haven't already, please download the StudyBugs App and register your child at: <https://studybugs.com/about/parents>

Top reasons to use Studybugs:

1. It's integrated with our systems, so we know right away if your child is unaccounted for.
2. Reporting on the app means that you won't have to call and you can log the absence at any time before school.
3. It's quick and easy to register and use, and it automatically reminds you to keep us posted.
4. You'll be helping the NHS and other public health organisations improve children's health. (<https://studybugs.com/about/schools>)

Please note, if you have any enquiries or questions, please contact the school via email or telephone. We are unable to respond to queries via the StudyBugs app at present.

Parking



Thank you to the many parents and carers who have supported us in trying to keep our school car park safe, by not using it at all for parking.

Unfortunately, we still have a small number of parents/carers who continue to try to use the school car park for their own purposes. **This is not permitted - by doing so you are risking the safety of others.**

The car park is for staff only and drop off for breakfast club, until 8:30am.

Please do not attempt to use the car park, as doing so causes unnecessary danger to others - including the children of Barlows Primary School.

Thank you for your support with this important matter.